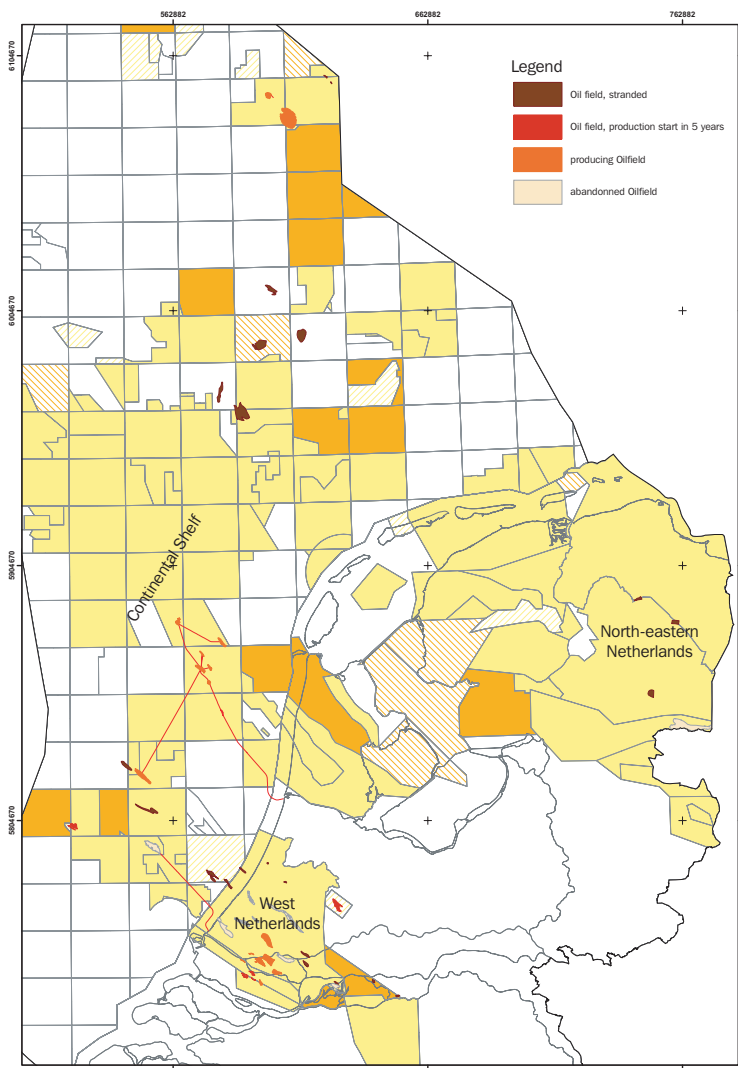


The Netherlands:

Oil Resources

Small but sweet

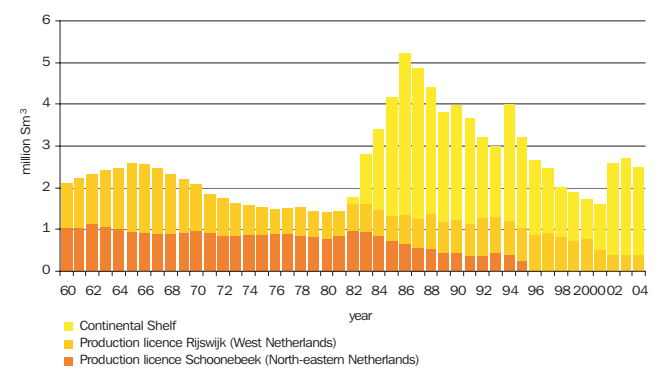
Dutch Oilfield portfolio



Dutch oil reserves in million Sm³ as at 1 January 2005

Area	Reserves 2003	Reserves 2004
North-eastern Netherlands	16,0	16,0
West Netherlands	4,7	2,7
Continental Shelf	17,2	15,0
Total Netherlands	37,9	33,7

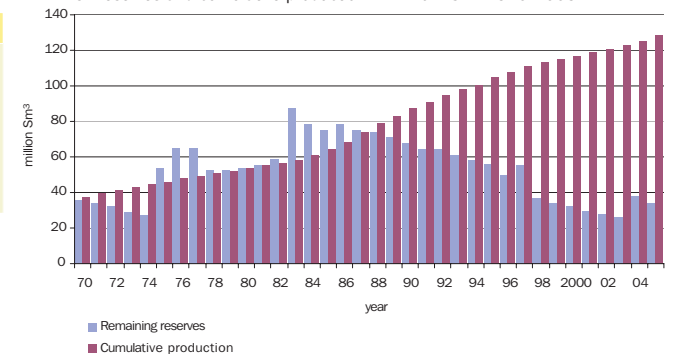
Oil production, 1960 - 2004



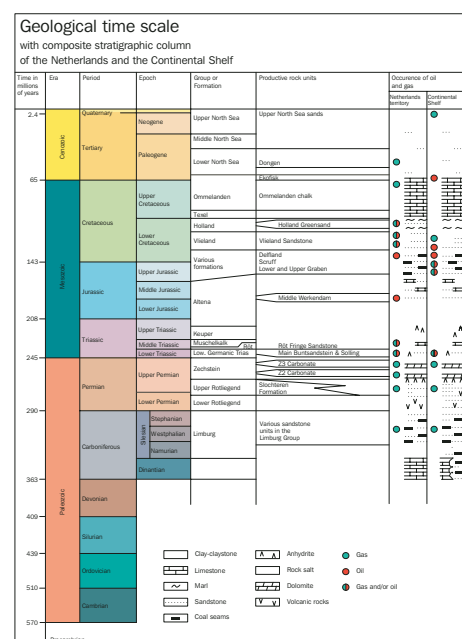
Number of proven oil accumulations as at 1 January 2004

Oil accumulation	Territory	Continental Shelf
Producing	3	9
Closed in	1	-
Start of production between 2005 and 2009	-	1
Start of production unknown	-	-
Production ceased	7	1
Sub-economical	11	14
Total	22	25

Oil reserves and cumulative production in million Sm³ 1970-2005



Dutch Oil plays



Jurassic sourcerock distribution (Posidonia) vs location of oil fields

