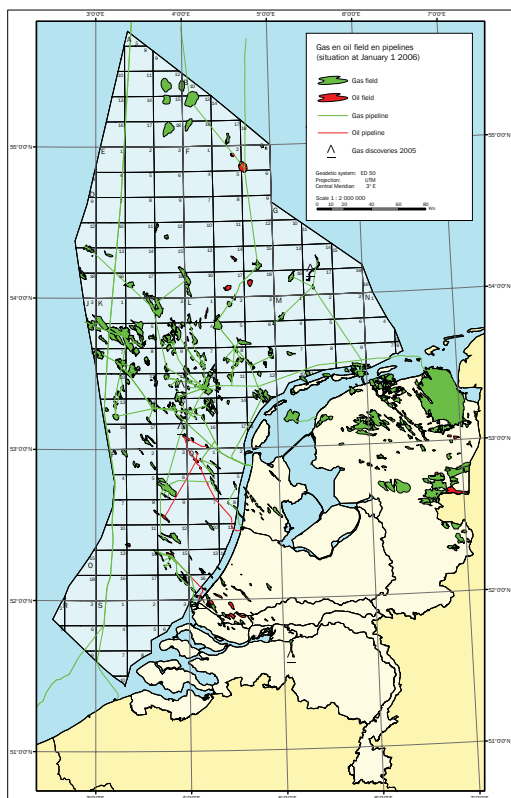


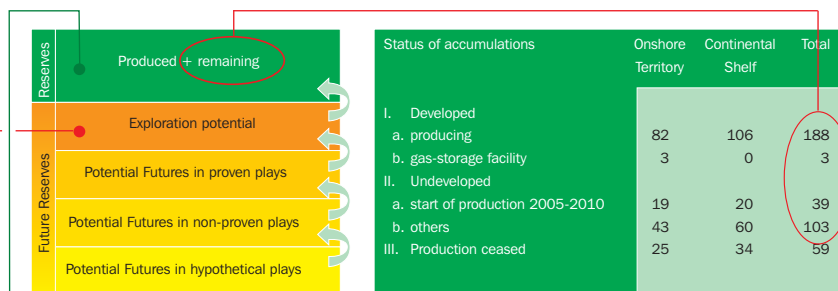


# HC Resources in the Netherlands

## A lot of scope in a mature gas province



### Gas resource base



Number of proven natural gas accumulations sorted by status as at 1 Januari 2006

Accumulations	Developed after 2040		Undeveloped	Total
Groningen	1032	104	0	1136
Others Territory	87	19	43	149
Continental Shelf	137	0	88	225
<b>Total</b>	<b>1256</b>	<b>123</b>	<b>131</b>	<b>1510</b>

Gas resources in the Netherlands as at 1 januari 2006 in billions of Sm<sup>3</sup>

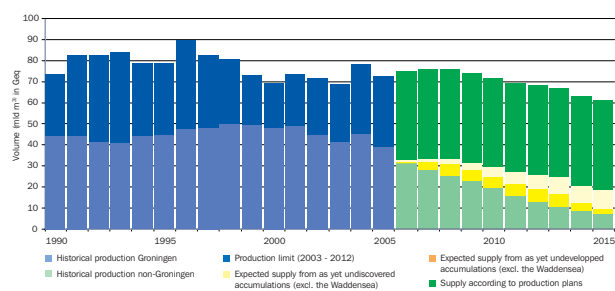
Area	Range
Territory	60 - 150
Continental Shelf	120 - 290

Exploration potential for natural gas (in billion Sm<sup>3</sup>) as per Januari 1, 2006

### Future gas production

Supply	2006 - 210	2011 - 2015
non-Groningen accumulations		
Discovered - developed	127	56
Developed - undeveloped	22	24
Still to be discovered	11	37
Subtotal of non-Groningen	160	116
Groningen accumulation	212,5	212,5
<b>Total supply from within the Netherlands</b>	<b>372,5</b>	<b>328,5</b>

Gas supply from within the Netherlands for the period from 2006 - 2015 in billion m<sup>3</sup> Geq



The historical production of natural gas in the Netherlands since 1990, the production prognosis for the non-Groningen accumulations and prospects and for the Groningen field.

### Oil Resources: Small but sweet

Area	Developed	Undeveloped	Total
Territory	18.9	4.0	22.9
Continental Shelf	4.0	9.0	13
<b>Total</b>	<b>22.9</b>	<b>13.0</b>	<b>35.9</b>

Oil accumulation	Territory	Continental Shelf
Producing	3	10
Closed in	1	-
Start of production between 2006 and 2010	-	1
Start of production unknown	9	11
Production ceased	7	1
<b>Total</b>	<b>20</b>	<b>23</b>